



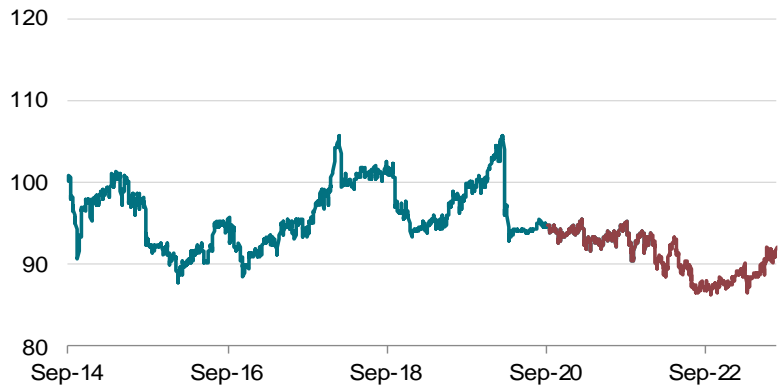
# DynaPlan Excess Return Index (CHF)

## Investment Policy

The DynaPlan Excess Return Index (CHF) is a global multi-asset index, allocating across international financial markets and asset classes such as equities, bonds, interest rates, real estate and commodities, depending on economic conditions.

The Index is rebalanced monthly. The DynaPlan Excess Return Index (CHF) also includes a daily risk control mechanism which aims to limit the volatility of the Index in times of high uncertainty in the financial markets. The DynaPlan Excess Return Index (CHF) targets a volatility of 7.5%. The Index only uses liquid and transparent instruments, enabling a cost efficient index construction.

## Performance (in CHF)



The performance prior to the Strike Date refers to the Goldman Sachs DynaPlan Excess Return Index and the DynaPlan Excess Return Index (CHF) thereafter. Past performance is not an indicator for future performance.

## Performance

	Last month	Last 12 months	Last 3 years annualized	Last 5 years annualized
	-0.94%	4.63%	-1.29%	-2.21%

## Statistical key figures

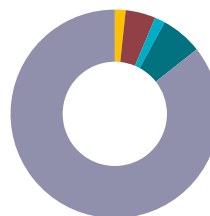
	Last year	Last 3 years	Last 5 years
Sharpe Ratio	0.76	N/A	N/A
Annualized volatility	6.07%	6.20%	5.78%

<b>Index Name:</b>	DynaPlan Excess Return Index
<b>Management Company:</b>	AXA IM Paris
<b>Sponsor:</b>	Credit Suisse International
<b>Currency:</b>	CHF
<b>Bloomberg ticker:</b>	CSEADYNA
<b>Strike date:</b>	15-Sep-20

## Overview of Advantages and Disadvantages

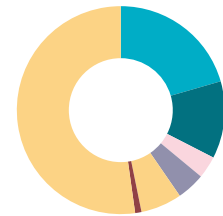
- **Diversification:** The DynaPlan Excess Return Index (CHF) enables you to invest in different asset classes and regions.
- **Investment optimization:** The composition of investments is optimized on a monthly basis according to the market situation using mathematical rules.
- **Risk control:** The composition of the investments is based on a risk limit (target volatility 7.5%), which restricts the risk of major price volatility.
- **Currency hedge:** The DynaPlan Excess Return Index (CHF) offers you protection against exchange rate risks.
- **Historical price data:** All price data prior to the launch date is based on a simulation. Past performance is not an indicator for future performance.
- **Excess return index:** The index is an excess return index.

## Current Composition of Asset Classes



Equity	-1.73%
Real estate	4.82%
Commodities	1.67%
Bonds	6.67%
Interest rates	0%
Non Investible Cash	88.57%

## Current Composition of Investments



Switzerland	-34.82%
US	20.37%
Europe	5.9%
Japan	7.44%
Emerging Markets	10.87%
Global	1.67%
Non Investible Cash	88.57%

All figures are based on data from the Goldman Sachs DynaPlan Excess Return Index from September 2, 2014 to September 15, 2020 and the DynaPlan Excess Return Index (CHF) thereafter. Figures refer to past performance. The DynaPlan Excess Return Index is published net of applicable replication and transaction costs. Neither simulated nor past performance is an indicator for future performance. The data contained in this document is intended for informational purposes only. Although all reasonable care is taken to ensure that the information provided is correct, AXA Life Ltd. cannot guarantee its accuracy or completeness. Participation in the financial markets is associated with risks; past performance is not an indicator of future performance. AXA Life Ltd. bears no liability for losses or damages in connection with this information or financial market developments. This document should not be construed as an offer or recommendation of securities or investment instruments, nor to carry out any other transactions. The products described in this document may be unsuitable or prohibited for certain types of investors.